

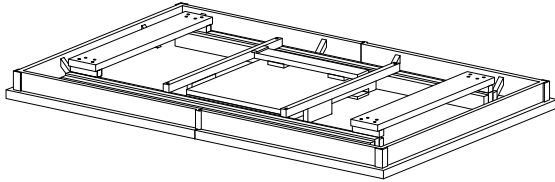
ASSEMBLY INSTRUCTION

QT4284 PA-PB & QT3678 PA-PB

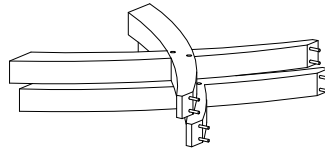
PARTS CHECK LIST

HARDWARE

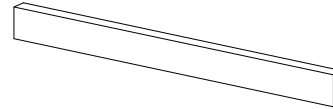
TOP x 1 pc



LEGS x 2 pcs









EXTEND x 1 pc



WOOD PLUG x 2 pcs



ITEM	DESCRIPTION	SIZE	QTY
A		5/16"	8
B		5/16"	8
C		5/16"	8
D		13 MM	1
E		5/16" x 70	4
F		4 MM	1

